

UV LEDs ramp up the quiet side of the LED market

Relative to visible LEDs, UV LEDs are a quiet market at only \$30 million, yet recent breakthroughs in radiant power and intensity have enabled the displacement of mercury-vapor lamps in applications including UV curing and counterfeit detection, reports **LAURA PETERS**.

Below the visible spectrum lies a band of wavelengths called ultraviolet (UV). Ranging from 100 to 400 nm, the radiation can effectively be used to sterilize cosmetics, perform forensic analysis, cure materials (Fig. 1) and disinfect water, among many other applications. Today, as is the case with LEDs in the visible spectrum, UV LEDs are only beginning to replace the established UV sources in a likewise diverse array of markets.

“Compared to the multibillion dollar LED lighting industry, the UV-LED market is a rounding error at around \$30 million, but it is growing rapidly,” said Mike Lim, director of global industrial and new business for Luminus Devices, based in Billerica, MA.

By far, the UV curing market is enjoying the greatest surge in UV-LED adoption due to the relatively recent breakthrough in flux density of UV-LED chips beyond the 4W/cm² mark at the different wavelengths needed to bring UV-LED curing into production facilities. “For the first time, LEDs have reached the power densities that make UV LEDs competitive with existing sources,” said Uwe Thomas, general manager of emitter components with LED Engin, a provider of UV and visible LEDs based in Santa Clara, CA.

UV-A, B and C

Curing involves the cross-polymerization of

 LAURA PETERS is a Senior Technical Editor
 with LEDs Magazine.

a photosensitive material, which can be an ink (printing), adhesive or coating, and is primarily performed at 395 nm, 385 nm or 365 nm, wavelengths which are part of the UV-A spectrum (315-400 nm). Another important UV-A application is inspection systems based on machine vision. UV-LED flashlights in this range are used to detect fraudulent identification and currency, and offer the benefit of use in well-lit environments, which is difficult using a mercury-vapor lamp.

In the UV-B spectrum (280-315 nm), applications for UV LEDs include curing, medical light therapy, forensic analysis and drug discovery. It has been estimated by market research firm Yole Développement (Lyon, France) that 90% of UV LED applications today are based in the UV-A and UV-B regions (Fig. 4). Yole has stated that it expects the market for UV LEDs to grow by 30% annually from \$25 million in 2010 to more than \$100 million in 2016. Fig. 5 shows an even more optimistic forecast from the Optoelectronics Industry Development Association, the International Optoelectronics Association and the European Photonics Industry Consortium.

Beyond these applications, UV-B radiation is known to have beneficial health properties including the natural synthesis of vitamin D in humans who are exposed to sunlight. UV-B also accelerates the production of polyphenols in certain leafy vegetables such as red lettuce. Polyphenols are



believed to have antioxidant qualities. “Generally these plants are grown in greenhouses today, which intentionally filter out the UV portion of the spectrum in order to maximize plant growth. Interestingly, we have evidence that when those plants are exposed to UV-B LEDs a short time before harvest, their polyphenol content is boosted without compromising plant mass,” explained Cary Eskow, global director of advanced LEDs and illumination for Avnet Electronics Marketing in Phoenix, AZ, which distributes UV LEDs. He continued “This is a novel method for increasing the appeal of some foods without using chemicals. Polyphenols also have received attention due to their purported anticarcinogenic, antiproliferative and antimutagenic properties.”

In the lower UV-C spectral range (100-280 nm), the primary LED applications are air and water sterilization and a range of analytical tools including those that per-

form spectroscopic and fluorescence measurements. Chemical and biological detectors also work in this spectral range.

UV in the 250-275 nm range sterilizes water, air and surfaces by breaking-up the DNA and RNA of microorganisms and preventing their reproduction. Specifically, 275 nm is believed to be the most effective wavelength for eradicating pathogens such as

FIG. 1. Firefly air-cooled UV-LED-based curing system (source: Phoseon Technology).

E-coli in water. In fact, engineers at Sensor Electronic Technology Inc. (SETi), based in Columbia, SC, have determined that 275 nm is the optimum wavelength for water disinfection. SETi has demonstrated disinfection of drinking water in an in-line flow-through system using less than 40 mW of UV power.

Alternatives to mercury arc lamps

In production curing operations, mercury-vapor lamps are hindered by short lifetime (2000-10,000 hr), slow warm-up and cool-down times, and wide spectral power distribution. "In addition, over 60% of the energy that is applied to a typical mercury-vapor lamp is radiated back out as infrared energy, in other words, heat," said Eskow. He added that the UV output of a mercury vapor lamp drops off rapidly over its operational life because some of its electrode material vaporizes, depositing a film on the inside of the quartz tube which the UV cannot penetrate. As a result, the user cannot easily predict the amount of UV generated at a later time; often this is a critical process parameter.

The mercury lamp has a main peak

FIG. 3. UV-C LEDs for germicidal applications, from Crystal IS, Inc. The company was recently acquired by Japan-based Asahi Kasei (www.ledsmagazine.com/press/33999).

at 365 nm but several smaller peaks in the visible and infrared regions (Fig. 7). A downside to these extraneous peaks is the generation of heat during printing and other curing operations. "With plastics and other heat-sensitive materials, there have been real challenges in printing because the medium gets distorted from the heat of the mercury lamp," explained Steve Metcalf, CEO and president of Air Motion Systems (AMS), a maker of curing systems based in River Falls, WI. He gave examples that include plastic gift cards or credit cards, which use sheet-fed lithographic printing.

Metcalf added that many people who would not have considered UV curing because of the complexity of standard curing processes – the high voltage, heat of mercury bulbs and environmental issues – will now consider UV-LED curing because it sub-

verts the traditional hassles of the old process.

UV LEDs bring such benefits as knowing precisely what power level is being delivered to the curing medium, as well as other advantages LEDs are known for, such as the ability to pulse-width-modulate the output, stated Eskow.

The transition to UV LEDs also opened the door to more environmentally friendly curing formulations. With the next generation of products that ink, coating and

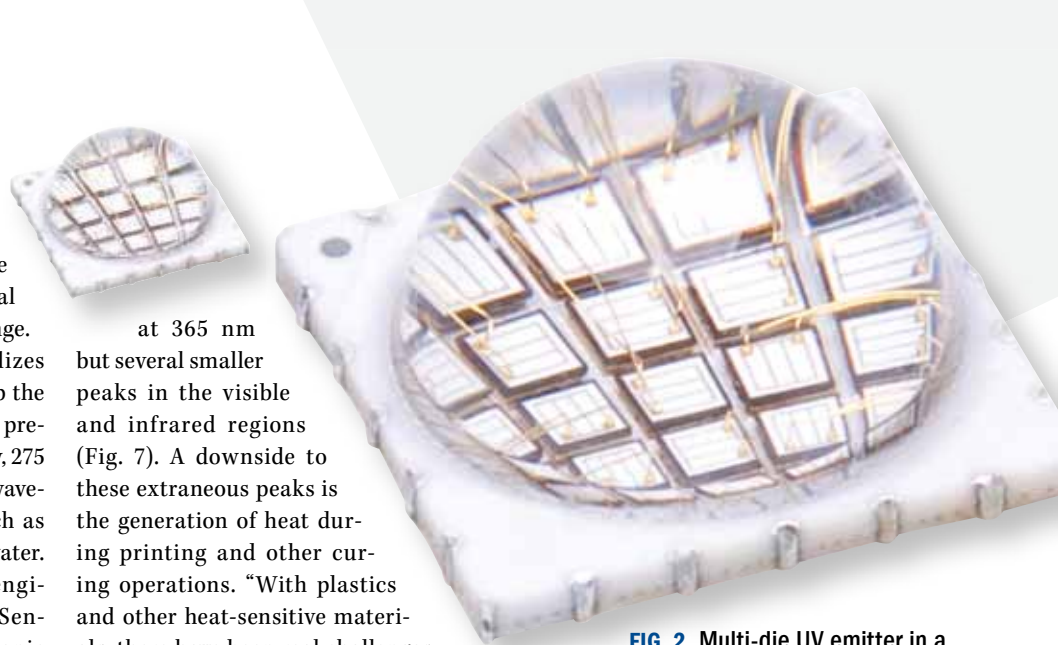




FIG. 2. Multi-die UV emitter in a ceramic package (source: LED Engin).



adhesive companies were developing, they used the opportunity to phase-out volatile organic compounds (VOCs) associated with the solvent-based formulations of past chemistries.

Curing optimization

For the longer-wavelength UV devices, in a similar manner to blue LED fabrication, InGaN-based epilayers are grown on sapphire substrates to produce 385, 395 and 405 nm UV LEDs for curing. One key advantage to higher-wavelength devices is that they can be driven at higher power. “395 nm is really the sweet spot for UV LED curing, because at 405 nm the formulation is sensitive to ambient light, so you want to be just below 400 while being able to drive the LEDs at high power,” said Lim. All the major providers of curing formulations (photoinitiators and resins), have recently brought higher-wavelength inks and coatings to market to fill this need.

In addition to producing more power, the higher-wavelength UV LEDs feature higher wall-plug efficiencies. For instance, at 365 nm, the output power of a UV LED is only 5-8% of the input power. At 385 nm, this efficiency improves, but only to ~15%, making the higher-wavelength chip the better choice.

Curing processes require large, high-power LEDs (multiple die/chip) arranged in a tight matrix in a chip-on-board configuration, close to the emitter window with either an air- or water-cooled internal system to remove heat from the backside of the board. “It doesn’t matter what the UV intensity is at the emitter window, what matters is the intensity at the surface of the media,” said Metcalf. Depending on the equipment and curing application, the media can be 1 to 100 mm from the emitter window, for which AMS has produced special optics. In addition, a metal-cooled PCB is used to sink the heat away from the matrix of LEDs.

Air cooling is also used. For instance, the curing system shown in Fig. 1, which has an emitter window of 150 x 20 mm and flux density of 4W/cm², can be used for spot curing inks, coatings or adhesives.

Today, UV-LED curing equipment is often specially designed to fit the application. Metcalf describes large flat-bed banner

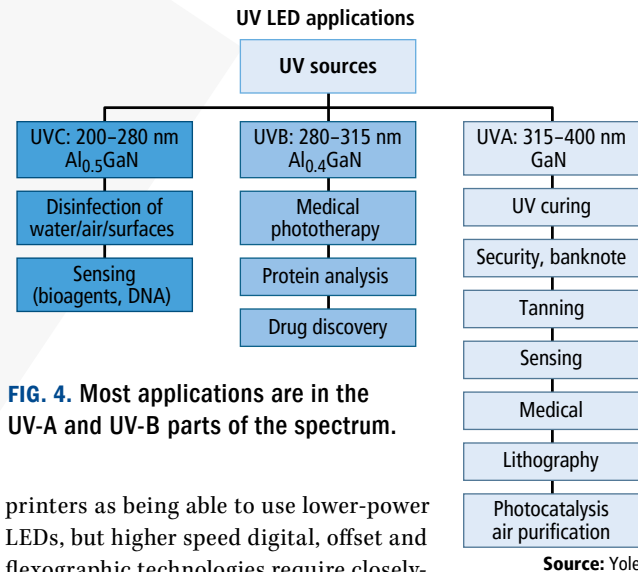


FIG. 4. Most applications are in the UV-A and UV-B parts of the spectrum.

printers as being able to use lower-power LEDs, but higher speed digital, offset and flexographic technologies require closely-spaced banks of high-flux-density LEDs. Even though the radiation is not visible, collimating optics are utilized to deliver the radiation with a uniform power level across the target media. Digital inkjet curing was the first segment to adopt UV LEDs due to the required close distance to the media for the print heads to optimally perform. This was a natural fit for UV-LED lamps as the curing intensity is highest at the emitter window.

Stacy Volk, marketing communications specialist at Phoseon Technology in Hillboro, OR, a maker of UV-LED curing systems, pointed out some of the additional advantages associated with UV-LED curing include a controlled curing intensity, scalable equipment, and the fact that the machines are smaller and compact.

One of the issues the curing industry has faced has been inconsistencies in measurement practice and parameter definitions, for example, defining radiometric intensity. The UV LED Curing Association (www.uvledcuring.org) has been formed recently by curing manufacturers Phoseon Technology, Integration Technology Limited and Lumen Dynamics to “set guidelines and ensure compatibility across the industry,” stated Bill Cortelyou, President and CEO of

Phoseon Technology. The association also seeks to help speed development of applications especially suited to UV LEDs, educate researchers, integrators and end users regarding the benefits of UV LEDs, and provide a forum for industry communication and collaboration.

“In our 15 years of experience in LED curing technology, the industry has realized significant break-

throughs that have proven LEDs as a viable alternative that provides substantial benefits,” said Allan Firhoj, President and CEO of Lumen Dynamics based in Ontario, Canada. He added, “The UV LED Curing Association will be instrumental in helping the market gain knowledge and insight about UV LED technology and its numerous commercial benefits.”

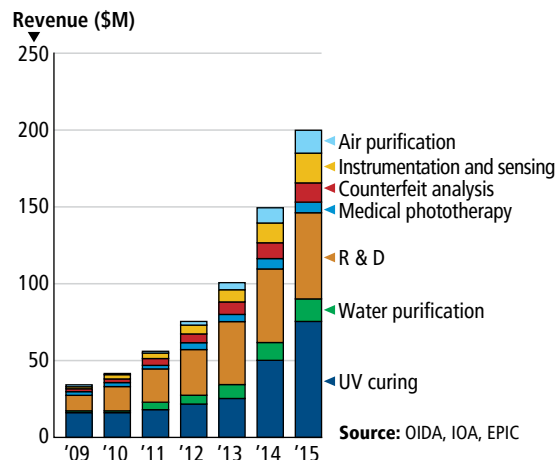


FIG. 5. UV-LED market history and forecast.

A second association, the International LED-UV Association (www.leduv.org), was formed in September 2011 in Japan to organize makers of UV-LED printers, UV-LED manufacturers and ink and coating formulators that are committed to developing sustainable and the environmentally friendly UV-LED printing technologies.

Chip manufacturers

Companies that manufacture UV-LED chips include Crystal IS, based in Green Island, NY (Fig. 3); Dowa Electronic Materials Co. Ltd., based in Tokyo, Japan; Nichia Corp., based in Tokushima, Japan; SemiLEDs, based in Hsinchu, Taiwan; SETi, and Seoul Optodevice Co. Ltd., based in Kyunggi-do, Korea, a wholly-owned subsidiary of Seoul Semiconductor.

UV-LED manufacturers focus on continually improving the efficiency and lifetime of their devices while reducing cost. Seoul Optodevice has a manufacturing partnership agreement with SETi, which manufactures a broad range of UV LEDs and lamps, and performs everything from wafer processing to custom lamp design. The company provides UV emitters in hermetically-sealed metal-glass packages (TO-18, TO-39 and TO-3), with standard products and custom solutions spanning the wavelength range from 240 to 355 nm. Figure 6 shows examples of UV-LED arrays in lamps designed to deliver radiation in the 300-320 nm range for phototherapy applications such as the treatment of skin conditions such as psoriasis or eczema.

Tim Bettles, director of marketing and sales at SETi stated that its manufacturing agreement with Seoul Optodevice is designed to help SETi drive its volumes of UV LEDs and lamps higher while driving down costs. "Our first UV-LED products were launched in 2004 and since then, we have come a long way in both technology development and market adoption. We are now gearing SETi's capacity for high-volume manufacturing to cater to new

demands coming from mainstream consumer markets," said Bettles. SETi recently announced the purchase of a new facility, where it plans to manufacture over 100 million UV LEDs per year.

Devin Tang, marketing manager of SemiLEDs stated that the company has a full line of bare dice and surface-mount high power packaged LEDs in the 360-400-nm range. He noted that the company's products are differentiated from others with respect to the chips' copper-alloy substrates, which allow high thermal conductivity (400 W/mK) and silicon substrates in the packages, which reduce cost.

Epigap Optronic, based in Berlin, Germany, the main distributor for Dowa's UV LEDs, stated that Dowa manufactures 265, 280, 310, 325 and 340 nm bare dice or packaged LEDs. Nichia manufactures 365, 375 and 385 nm surface-mount high-power LEDs and low-power lamps. Crystal IS manufactures 260 nm UV LEDs and is the only company to produce LEDs on AlN substrates.

Wafer-processing issues

As was indicated previously, epilayers of InGaN and GaN, grown by MOCVD, are used for higher-wavelength UV LEDs fabricated on sapphire substrates, but at lower wavelengths, epilayers of AlGaN with increasing aluminum content must be used. There



FIG. 6. SETi's UVClean LED arrays deliver very high power deep-UV light at 300-320 nm, the optimum range for phototherapies.

are many different compositions involving layers of AlGaN, AlInGaN, AlInN and AlN epilayers, but whatever the composition, it becomes easier to grow AlGaN-based materials on AlN substrates than sapphire at some point, which has encouraged the development of AlN-substrate suppliers such as Hexatech, based in Morroville, NC. Nonetheless, AlN substrates are only available in small sizes and remain much more expensive than sapphire wafers, thereby limiting this market.

Recently, Theodore Moustakas of Boston University has pioneered the use MBE (molecular beam epitaxy) to grow more efficient (high internal quantum efficiency) UV LED devices using AlGaN-based layers on sapphire substrates. This approach would compete with the various MOCVD techniques used to deposit AlGaN today.

Optics and packaging

Even though UV LED manufacturers have been working hard to improve internal quantum efficiency and optical efficiency, overall efficiency remains below 20%, meaning a great deal of heat must be dissipated from the diode's junction. "To achieve the required flux densities with today's chip technologies, the multi-die emitters need to be driven at the highest current. This is only possible with an LED package capable of handling extreme power densities for the life of the product. A thermally matched

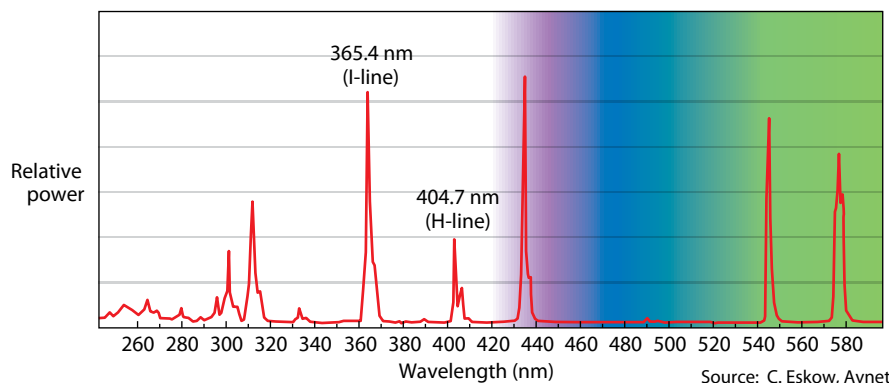


FIG. 7. Spectral output of a mercury-vapor lamp in UV and visible regions.

stress-free package and glass lens help eliminate common packaging failure modes associated with UV LEDs,” said Thomas. He described LED Engin’s patented multi-layer ceramic substrate with extremely low thermal resistance that quickly conducts heat from the die junction (Fig. 2).

While some UV LED arrays are packaged on ceramic substrates, many manufacturers, particularly of single-chip devices, use TO-can type through-hole packages with a glass top that offers high transmission of UV. The replacement of epoxy lenses with flat or dome-shaped glass capable of UV transmission is a relatively new development, and one that has allowed an extension of lifetimes from around 5000 hours up to as high as 30,000 hours. UV accelerates degradation of the epoxy material in a non-linear manner, directly impacting lifetime. The glass lenses provide enhanced durability and improved reliability. Another alternative is to combine a glass lens with sil-

icone encapsulant to accommodate even higher flux density and higher efficiency yet shorter lifetime (15,000-20,000 hr).

The choice of whether to use hermetic sealing in the package is sometimes determined by the materials in the chip. “An aluminum-nitride substrate almost dictates the use of a hermetic package, because the higher the aluminum content, the higher the device’s affinity for oxygen, so a hermetic seal will protect the UV device better,” explained Frank Gindele, product development manager for Schott Electronic Packaging in Landshut, Germany. The new copper- and glass-based package from Schott offers the advantages of high thermal conductivity and hermeticity.

Dangers of UV

It is important to recognize that some of the same qualities that make UV LEDs very powerful and useful – their low wavelength and high energy – are also the qualities that

make them dangerous. The warning labels on UV LEDs and their products are clear but bear noting: UV-LEDs emit invisible ultraviolet radiation when in operation, which may be harmful to eyes or skin, even for brief periods. (For more information on photobiological safety, see our series of articles, Part 3 of which appears on p.63 of this issue.)

Next steps

When asked to identify the key issue that might keep UV users from changing over from mercury-vapor sources to UV LEDs, many industry participants say it comes down to breaking existing industry momentum and, of course, cost. Lim thinks that a rounding out of the wavelength portfolio would go a long way toward adoption. “I think if we can get good 250-nm, 285-nm and 300-nm LEDs, those three wavelengths, then we can pretty much shut the door on mercury arc lamps.”

Shatter the Mercury-Vapor Lamp Barrier. Get 10X the UV Power with Luminus Big Chip LEDs.



CBT-120-UV
12mm² die



UV Big Chip LED
Shown Actual Size!

Luminus, the global leader in Big Chip LED™ technology, brings the advantages of the Big Chip LED platform to a wide variety of UV applications.

Get 11 W optical power with over 10,000 hours of life plus high power efficiency. Available in 385 nm to 405 nm.

The most powerful UV LED solution available for spot-curing, 3-D prototyping, and fiber-coupling applications.

Order your demo kit today!



www.luminus.com • UV@luminus.com • T 978.528.8000
1100 Technology Park Drive • Billerica, MA 01821